



**Saginaw Area Transportation Agency – SATA**  
Phone: (989) 395-8544 email [dmanley@satampo.org](mailto:dmanley@satampo.org)  
**POLICY COMMITTEE MEETING**  
**Thursday, January 22, 2026, at 10:00 a.m.**

\*\*\*\*\*

**Saginaw Transit Authority Regional Services (Boardroom)**  
**615 Johnson Street**  
**Saginaw, MI 48607**

[Join the meeting now](#)

Meeting ID: 214 237 425 653 4

Passcode: JH7Kn98h

---

**Dial in by phone**

[+1 872-242-9410,327030642#](tel:+18722429410327030642) United States, Chicago

[Find a local number](#)

Phone conference ID: 327 030 642#

## **Agenda**

- I. ELECTION OF CHAIR/VICE CHAIR SATA POLICY COMMITTEE (**Action**)
- II. ROLL AND INTRODUCTION OF GUESTS
- III. AGENDA APPROVAL (**Action**)
- IV. PUBLIC HEARING
  - A. Approval of Proposed FY 2026-2029 TIP (Amendments & Modifications)  
Discussion and action taken under New Business action item (A).
- V. APPROVAL OF MINUTES (**Action**)
  - A. Draft Policy Draft November 20, 2025, minutes (**Action**)
- VI. PUBLIC COMMENT
- VII. PROJECT UPDATES (Road & Transit Agencies)
- VIII. INFORMATION/FHWA/MDOT (**Updates**)
- VII. NEW BUSINESS
  - A. Approval of Proposed 2026-2029 TIP Amendments & Modifications (**Action**)
  - B. Motion to Close Public Hearing (**Action**)
  - C. Approval of Proposed FY 2026 Meeting Schedule
  - D. Other –
  - E. Next Policy meeting: February 26, 10:00 a.m. at (STARS)
- VIII. ADJOURNMENT

**SAGINAW AREA TRANSPORTATION AGENCY -SATA  
DRAFT  
POLICY COMMITTEE  
MINUTES  
Thursday, November 20, 2025  
10:00 a.m.**

Chair Travis Hare opened the meeting at 10:00 a.m.

**I. ROLL AND INTRODUCTION OF GUESTS**

**Voting Members Present:**

Nick Hornak  
Jay Reithel  
Cody Bodrie  
Ronald Rangel  
Amy Bidwell  
Tom Ebenhoeh  
Richard Bayus

**Representing:**

SCRC  
MDOT- Bay Region  
EMCOG  
City of Saginaw  
STARS  
Chesaning Township  
MDOT - SPS

**Guests:**

Paige DeHate MDOT – Bay Region

**Staff Present:**

Demetra Manley, Executive Director

**II. AGENDA APPROVAL (Action)**

**Motion made by Hornak, seconded by Bayus, to approve the agenda adding discussion under New Business December meeting discussion. presented.**

**Ayes all. Opposed none. Motion carried.**

**III. PUBLIC HEARINGS**

A. Proposed Amendments of the SATA 2026-2029 Transportation Improvement Program. The amendments are addressed under New Business Action Item new business.

**Motion made by Hornak, seconded by Reithel, at 10:03 a.m. to open public hearing.**

**Ayes all. Opposed none. Motion carried.**

**IV. PUBLIC COMMENT**

None brought before the committee.

**V. Approval of September 25, 2025, Policy draft minutes (Action)**

Committee members reviewed draft minutes.

**Motion made by Hornak, seconded by Reithel, to approve the Draft September 25, 2025, draft minutes as presented.**

**Ayes all. Opposed none. Motion carried.**

**VI. PROJECTS UPDATES**

Nick Hornak – SCRC, Cody Bodrie EMCOG, Jay Reithel – MDOT, Ronald Rangel – City of Saginaw, and Amy Bidwell – STARS provided project updates.

**VII. INFORMATION FHWA/ MDOT (update)**

- Richard Bayus provided information on the STBG Federal Buyout program and mentioned that the local road agencies can get more detail at the MDOT website – at [MDOT-FederalAidBuyout@Michigan.gov](mailto:MDOT-FederalAidBuyout@Michigan.gov).

**VIII. NEW BUSINESS**

**A. Approval of Proposed FY 2026-2029 TIP Amendments & Modifications List (Action)**

*See also jobnet report attached.*

*See also jobnet reports/Proposed TIP Amendment List attached.*

**Motion made by Reithel, supported by Hornak, to approve the attached Jobnet project Report/including the 2026-2029 TIP Amendments/Modifications discussed at the meeting as presented.**

**Ayes all. Opposed none. Motion carried.**

**B. Motion made Reithel, supported by Bodrie, to close the public hearing at 10:41 a.m.**

**Ayes all. Opposed none. Motion carried.**

**C. Other – December meeting discussion**

- December Policy meeting cancelled
- At the January meeting Approval of 2026 draft meeting schedule and Election of 2026 Officers

**D. Next Policy meeting: January 22, 2026, at 10:00 a.m. in STARS boardroom.**

**IX. ADJOURNMENT**

There being no further SATA Policy Committee business meeting adjourned by Chair Travis Hare at 10:42 a.m.



ALL PROJECT SEARCH - STANDARD REPORT

Fiscal Year(s) : 2026, 2027, 2028, 2029

Date: 11/12/2025

Page: 1 of 3

Classification: Public

Fiscal Year	Job Type	Job #	MPO	County	Responsible Agency	Project Name	Limits	Length	Primary Work Type	Project Description	Phase	Phase Status	S/TIP Cycle	Fund Source	Template	AC/ACC	ACC Year(s)	Fed Estimated Amount	State Estimated Amount	Local Estimated Amount	Total Estimated Amount	Phase Participating Amount	Phase Non Participating Amount (Part	Total Phase Amount + Non-Part)	Total Job Cost Incl	Total Job Cost Non LAP	Action Type	Action Approval Date	Local Fed Approval Date	FHWA Approval Date	FTA Approval Date	Schedule Obligation Date	Actual Obligation Date	Schedule Let Date	Actual Let Date	Federal Amendment Type	S/TIP Exempt	Comments	S/TIP Status	
S/TIP Line Items																																								
2026	Trunkline	211118	Saginaw Area Transportation Agency (SATA)	SAGINAW	MDOT	I-675 W/Veterans Memorial Ramp	I-675 at Veterans Memorial Parkway	1.387	Reconstruction	Interchange Reconstruction	CON	Programmed	26-29	NH	Road - Rehabilitation and Reconstruction			\$9,304,708	\$1,833,740	\$229,552	\$11,368,000	\$11,368,000	\$0	\$11,368,000	\$12,677,009	\$12,677,009.00	Adjustment	05/15/2025	10/01/2025		N/A	12/12/2025		02/06/2026		Phase Added		Pending		
2026	Trunkline	213338	Saginaw Area Transportation Agency (SATA)	SAGINAW	MDOT	Regionwide	All trunkline routes in SATA MPO	2.730	Traffic Safety	Application of special pavement markings on trunklines in Bay Region	PE	Abandoned	26-29	HSIP	Traffic And Safety - Pavement Markings			\$1,449	\$161	\$0	\$1,610	\$10,000	\$0	\$10,000	\$0	\$0.00		05/22/2025	09/24/2025		N/A	10/10/2025		03/06/2026		Phase Abandoned		Pending		
2026	Trunkline	213338	Saginaw Area Transportation Agency (SATA)	SAGINAW	MDOT	Regionwide	All trunkline routes in SATA MPO	2.730	Traffic Safety	Application of special pavement markings on trunklines in Bay Region	CON	Abandoned	26-29	HSIP	Traffic And Safety - Pavement Markings			\$62,307	\$6,923	\$0	\$69,230	\$430,000	\$0	\$430,000	\$0	\$0.00		05/22/2025	09/24/2025		N/A	01/09/2026		03/06/2026		Phase Abandoned		Pending		
2026	Trunkline	221522	Saginaw Area Transportation Agency (SATA)	Saginaw	MDOT	I-75	One mile north of Maple Road	0.208	Roadside Facilities - Improve	Expand parking area for weigh station.	CON	Programmed	26-29	MX	Commercial Vehicle Enforcement			\$0	\$0	\$1,133,498	\$1,133,498	\$1,133,498	\$0	\$1,133,498	\$1,321,498	\$1,321,498.00		10/01/2025		N/A	07/10/2026		09/04/2026		Phase Added		Pending			
2026	Local	223252	Saginaw Area Transportation Agency (SATA)	SAGINAW	Lake State Railway Company	Lange Rd	At Lake State Railway in Taymouth Township, Saginaw County	0.000	Railroad	install flashing lights and half-roadway gates	CON	Programmed	26-29	STRP	Railroad Crossing Funds			\$360,000	\$40,000	\$0	\$400,000	\$400,000	\$0	\$400,000	\$400,000	\$400,000.00		10/01/2025		N/A	10/15/2025				Phase Added		Pending			
2026	Local	223267	Saginaw Area Transportation Agency (SATA)	SAGINAW	Lake State Railway Company	Willard Rd	At Lake State Railway in Birch Run Township, Saginaw County	0.000	Railroad	install flashing lights and half-roadway gates	CON	Programmed	26-29	STRP	Railroad Crossing Funds			\$360,000	\$40,000	\$0	\$400,000	\$400,000	\$0	\$400,000	\$400,000	\$400,000.00		10/01/2025		N/A	10/15/2025				Phase Added		Pending			
2026	Local	223359	Saginaw Area Transportation Agency (SATA)	SAGINAW	Saginaw County	Chesaning Rd	Str# 9368 over Misteguay Creek, Saginaw County.	0.000	Bridge Replacement	Bridge Replacement	CON	Programmed	26-29	BFPO	HIP - Bridge			\$1,980,000	\$0	\$220,000	\$2,200,000	\$2,200,000	\$0	\$2,200,000	\$2,200,000	\$3,053,250.00	Admin Modification				N/A	12/12/2025		02/06/2026				Pending		
2026	Local	223362	Saginaw Area Transportation Agency (SATA)	SAGINAW	Saginaw County	Morseville Rd	Str# 9261 over Pine Run Creek, Saginaw County.	0.000	Bridge Replacement	Bridge Replacement	CON	Programmed	26-29	BFP	HIP - Bridge			\$1,600,000	\$200,000	\$200,000	\$2,000,000	\$2,000,000	\$0	\$2,000,000	\$2,000,000	\$2,760,000.00					N/A	12/12/2025		02/06/2026				Pending		
2029	Local	223636	Saginaw Area Transportation Agency (SATA)	SAGINAW	Saginaw	Marquette St	S. Wheeler to Moore	0.559	Reconstruction	Reconstruction	CON	Programmed	26-29	ST	Stp Flex - Small Mpo			\$103,000	\$0	\$25,750	\$128,750	\$2,150,000	\$700,000	\$2,850,000	\$2,850,000	\$3,562,500.00		05/22/2025			N/A	10/06/2028		12/01/2028		Rollup Changes		Pending		
2029	Local	223636	Saginaw Area Transportation Agency (SATA)	SAGINAW	Saginaw	Marquette St	S. Wheeler to Moore	0.559	Reconstruction	Reconstruction	CON	Programmed	26-29	STUL	STP - Small MPO			\$1,082,000	\$0	\$939,250	\$2,021,250	\$2,150,000	\$700,000	\$2,850,000	\$2,850,000	\$3,562,500.00		05/22/2025			N/A	10/06/2028		12/01/2028		Rollup Changes		Pending		
2027	Local	225367	Saginaw Area Transportation Agency (SATA)	SAGINAW	Saginaw County	Swan Creek Rd	Swan Creek Rd (Fenmore Rd to 3010' westerly)	0.691	Traffic Safety	Shoulder widening	CON	Programmed	26-29	HRRR	Safety			\$135,000	\$0	\$15,000	\$150,000	\$150,000	\$0	\$150,000	\$150,000	\$187,500.00					N/A	01/08/2027		03/05/2027		Phase Added		Pending		
2026	Trunkline	225371	Saginaw Area Transportation Agency (SATA)	SAGINAW	MDOT	M-13	Regionwide	1.731	Traffic Safety	Guardrail Upgrades	CON	Programmed	26-29	HSIP	Traffic And Safety - Safety Programs			\$180,000	\$20,000	\$0	\$200,000	\$200,000	\$0	\$200,000	\$200,000	\$200,000.00					N/A	01/09/2026		03/06/2026		Phase Added		Pending		
2029	Local	225413	Saginaw Area Transportation Agency (SATA)	SAGINAW	Saginaw County	S Dehmel Rd	Curtis Road to Junction Road	0.968	Road Rehabilitation	Mill and Fill	CON	Programmed	26-29	STUL	STP - Small Urban			\$420,000	\$0	\$105,000	\$525,000	\$525,000	\$0	\$525,000	\$525,000	\$656,250.00					N/A	10/06/2028		12/01/2028		Phase Added		Pending		



ALL PROJECT SEARCH - STANDARD REPORT

Fiscal Year(s) : 2026, 2027, 2028, 2029

Date: 11/12/2025

Page: 2 of 3

Classification: Public

Fiscal Year	Job Type	Job #	MPO	County	Responsible Agency	Project Name	Limits	Length	Primary Work Type	Project Description	Phase	Phase Status	S/TIP Cycle	Fund Source	Template	AC/ ACC	ACC Year(s)	Fed Estimated Amount	State Estimated Amount	Local Estimated Amount	Total Estimated Amount	Phase Participating Amount	Phase Non Participating Amount (Part + Non-Part)	Total Phase Amount	Total Job Cost Incl	Total Job Cost Non LAP	Action Type	Action Approval Date	Local Fed Approval Date	FHWA Approval Date	FTA Approval Date	Schedule Obligation Date	Actual Obligation Date	Schedule Let Date	Actual Let Date	Federal Amendment Type	S/TIP Exempt	Comments	S/TIP Status		
S/TIP Line Items																																									
2026	Local	225468	Saginaw Area Transportation Agency (SATA)	SAGINAW	Frankenmuth	W Genesee St	S Dehmel Road to S Block Road	2.009	Road Rehabilitation	Mill & resurface, sidewalk ramps, and pavement markings.	CON	Programmed	26-29	STUL	STP - Small Urban	AC	2027	\$0	\$0	\$1,190,919	\$1,190,919	\$1,610,919	\$0	\$1,610,919	\$1,610,919	\$2,013,649.00					N/A	01/09/2026		03/06/2026			Phase Added		Pending		
2027	Local	225468	Saginaw Area Transportation Agency (SATA)	SAGINAW	Frankenmuth	W Genesee St	S Dehmel Road to S Block Road	2.009	Road Rehabilitation	Mill & resurface, sidewalk ramps, and pavement markings.	CON	Programmed	26-29	STUL	STP - Small Urban	ACC	2027	\$420,000			\$420,000	\$1,610,919	\$0	\$1,610,919	\$1,610,919	\$2,013,649.00					N/A	01/09/2026		03/06/2026			Phase Added		Pending		
GPA Type Subtotals:			S/TIP Line Items															\$16,008,464	\$2,140,824	\$4,058,969	\$22,208,257																				
Transit Capital																																									
2026	Multi-Modal	223351	Saginaw Area Transportation Agency (SATA)	SAGINAW	Saginaw Transit Authority Regional Services	Transit Capital	areawide	0.000	6410-5310 Projects	FY2026 section 5310 Elderly and disabled	NI	Programmed	26-29	5310	Transit			\$142,400	\$35,600	\$0	\$178,000	\$178,000	\$0	\$178,000	\$178,000	\$178,000.00	Admin Modification	11/12/2025		N/A		09/30/2026			GPA over or over 25%		Pending				
GPA Type Subtotals:			Transit Capital															\$142,400	\$35,600	\$0	\$178,000																				
Grand Total:																		\$16,150,864	\$2,176,424	\$4,058,969	\$22,386,257																				

Total Job Phases Reported: 14

Job Phase(s) highlighted in yellow are delayed to future S/TIP cycle

Preferences:

- Report Format: Standard
- FISCAL Year(s): 2026, 2027, 2028, 2029
- MPO/Non-MPO: Saginaw Area Transportation Agency (Saginaw)
- County: ALL
- Prosperity Region: ALL
- MDOT Region: ALL
- STIP Cycle: Fiscal Year 2026 - Fiscal Year 2029
- STIP Status: Pending  
(A - Approved, P - Pending)
- Job Type: Trunkline, Local, Multi-Modal
- Phase Type: ALL

**Include Delayed to Future S/TIP Cycle:**Yes



ALL PROJECT SEARCH - STANDARD REPORT

Fiscal Year(s) : 2026, 2027, 2028, 2029

Date: 01/08/2026

Page: 1 of 3

Classification: Public

Fiscal Year	Job Type	Job #	MPO	County	Responsible Agency	Project Name	Limits	Length	Primary Work Type	Project Description	Phase	Phase Status	S/TIP Cycle	Fund Source	Template	AC/ACC	ACC Year(s)	Fed Estimated Amount	State Estimated Amount	Local Estimated Amount	Total Estimated Amount	Phase Participating Amount	Phase Non Participating Amount (Part + Non-Part)	Total Phase Amount	Total Job Cost Incl	Total Job Cost Non LAP	Action Type	Action Approval Date	Local Fed Approval Date	FHWA Approval Date	FTA Approval Date	Schedule Obligation Date	Actual Obligation Date	Schedule Let Date	Actual Let Date	Federal Amendment Type	S/TIP Exempt	Comments	S/TIP Status	
S/TIP Line Items																																								
2027	Trunkline	213847	Saginaw Area Transportation Agency (SATA)	Saginaw	MDOT	M-58 E	from M-84 to Michigan Ave and M-58 Conn from EB M-58 to I-675 ramps	1.575	Reconstruction	Reconstruction ROW , Concrete Patches	ROW	Programmed	26-29	NH	Road - Rehabilitation and Reconstruction			\$327,400	\$63,525	\$9,075	\$400,000	\$400,000	\$0	\$400,000	\$31,680,000	\$31,680,000.00	Adjustment	11/18/2025			N/A	04/05/2027		08/03/2029			Phase Budget equal or over 24%		Pending	
2029	Trunkline	213847	Saginaw Area Transportation Agency (SATA)	Saginaw	MDOT	M-58 E	from M-84 to Michigan Ave and M-58 Conn from EB M-58 to I-675 ramps	1.575	Reconstruction	Reconstruction CON , Concrete Patches	CON	Programmed	26-29	NH	Road - Rehabilitation and Reconstruction			\$23,229,030	\$4,507,099	\$643,871	\$28,380,000	\$28,380,000	\$0	\$28,380,000	\$31,680,000	\$31,680,000.00					N/A	08/01/2029		08/03/2029			Phase Added		Pending	
2026	Local	223252	Saginaw Area Transportation Agency (SATA)	Saginaw	Lake State Railway Company	Lange Rd	At Lake State Railway in Taymouth Township, Saginaw County	0.000	Railroad	install flashing lights and half-roadway gates	CON	Programmed	26-29	STRP	Railroad Crossing Funds			\$459,920	\$51,102	\$0	\$511,022	\$511,022	\$0	\$511,022	\$511,022	\$511,022.00	Admin Modification	11/28/2025			N/A	01/02/2026					Phase Budget equal or over 24%		Pending	
2026	Local	223267	Saginaw Area Transportation Agency (SATA)	Saginaw	Lake State Railway Company	Willard Rd	At Lake State Railway in Birch Run Township, Saginaw County	0.000	Railroad	install flashing lights and half-roadway gates	CON	Programmed	26-29	STRP	Railroad Crossing Funds			\$727,993	\$80,888	\$0	\$808,881	\$808,881	\$0	\$808,881	\$808,881	\$808,881.00	Admin Modification	11/28/2025			N/A	01/02/2026					Phase Budget equal or over 24%		Pending	
2029	Local	223636	Saginaw Area Transportation Agency (SATA)	Saginaw	Saginaw	Marquette St	S. Wheeler to Moore	0.559	Reconstruction	Reconstruction CON	CON	Programmed	26-29	ST	Stp Flex - Small Mpo			\$103,000	\$0	\$25,750	\$128,750	\$2,150,000	\$700,000	\$2,850,000	\$2,850,000	\$3,562,500.00		05/22/2025		N/A	10/06/2028		12/01/2028			Rollup Changes		Pending		
2029	Local	223636	Saginaw Area Transportation Agency (SATA)	Saginaw	Saginaw	Marquette St	S. Wheeler to Moore	0.559	Reconstruction	Reconstruction CON	CON	Programmed	26-29	STUL	STP - Small MPO			\$1,082,000	\$0	\$939,250	\$2,021,250	\$2,150,000	\$700,000	\$2,850,000	\$2,850,000	\$3,562,500.00		05/22/2025		N/A	10/06/2028		12/01/2028			Rollup Changes		Pending		
2026	Trunkline	225341	Saginaw Area Transportation Agency (SATA)	Gratiot	MDOT	M-57	M-57 from Gratiot/Saginaw County Line to M-52	19.928	Road Capital Preventive Maintenance	Single course chip seal	PE	Programmed	26-29	ST	Road - Capital Preventive Maintenance			\$37,360	\$8,285	\$0	\$45,645	\$91,290	\$0	\$91,290	\$3,499,450	\$3,499,450.00				N/A	01/05/2026		01/08/2027			Phase Added		Pending		
2027	Trunkline	225341	Saginaw Area Transportation Agency (SATA)	Gratiot	MDOT	M-57	M-57 from Gratiot/Saginaw County Line, M-57 from Gratiot/Saginaw County Line to M-52	19.928	Road Capital Preventive Maintenance	Single course chip seal	CON	Programmed	26-29	ST	Road - Capital Preventive Maintenance			\$1,394,789	\$309,291	\$0	\$1,704,080	\$3,408,160	\$0	\$3,408,160	\$3,499,450	\$3,499,450.00				N/A	11/13/2026		01/08/2027			Phase Added		Pending		
2026	Trunkline	225355	Saginaw Area Transportation Agency (SATA)	Bay	MDOT	M-84	M-84 from Pierce Road to Freeland Road	2.975	Road Capital Preventive Maintenance	Milling and one course asphalt overlay	PE	Programmed	26-29	NH	Road - Capital Preventive Maintenance			\$32,855	\$7,285	\$0	\$40,140	\$120,440	\$0	\$120,440	\$3,492,760	\$3,492,760.00				N/A	01/05/2026		01/08/2027					Pending		
2027	Trunkline	225355	Saginaw Area Transportation Agency (SATA)	Bay	MDOT	M-84	M-84 from Pierce Road to Freeland Road, M-84 from Pierce to Freeland Road	2.975	Road Capital Preventive Maintenance	Milling and one course asphalt overlay	CON	Programmed	26-29	NH	Road - Capital Preventive Maintenance			\$920,109	\$204,031	\$0	\$1,124,140	\$3,372,320	\$0	\$3,372,320	\$3,492,760	\$3,492,760.00				N/A	11/13/2026		01/08/2027					Pending		
2027	Trunkline	225362	Saginaw Area Transportation Agency (SATA)	Saginaw	MDOT	M-46	from Gas Light Lane to M-47 (Midland Road)	2.132	Road Rehabilitation	Milling and two course asphalt overlay	PE	Programmed	26-29	NH	Road - Rehabilitation and Reconstruction			\$1,130,316	\$250,644	\$0	\$1,380,960	\$1,380,960	\$0	\$1,380,960	\$14,500,080	\$14,500,080.00				N/A	10/05/2026		12/07/2029					Pending		
2026	Trunkline	225371	Saginaw Area Transportation Agency (SATA)	Huron	MDOT	M-142	Regionwide	1.165	Traffic Safety	Guardrail Upgrades	CON	Programmed	26-29	HSIP	Traffic And Safety - Safety Programs			\$180,000	\$20,000	\$0	\$200,000	\$200,000	\$0	\$200,000	\$200,000	\$200,000.00	Admin Modification	12/07/2025			N/A	03/11/2026		05/06/2026					Pending	





ALL PROJECT SEARCH - STANDARD REPORT

Fiscal Year(s) : 2026, 2027, 2028, 2029

Date: 01/08/2026

Page: 2 of 3

Classification: Public

Fiscal Year	Job Type	Job #	MPO	County	Responsible Agency	Project Name	Limits	Length	Primary Work Type	Project Description	Phase	Phase Status	S/TIP Cycle	Fund Source	Template	AC/ ACC	ACC Year(s)	Fed Estimated Amount	State Estimated Amount	Local Estimated Amount	Total Estimated Amount	Phase Participating Amount	Phase Non Participating Amount (Part + Non-Part)	Total Phase Amount	Total Job Cost Incl	Total Job Cost Non LAP	Action Type	Action Approval Date	Local Fed Approval Date	FHWA Approval Date	FTA Approval Date	Schedule Obligation Date	Actual Obligation Date	Schedule Let Date	Actual Let Date	Federal Amendment Type	S/TIP Exempt	Comments	S/TIP Status		
S/TIP Line Items																																									
2026	Local	225792	Saginaw Area Transportation Agency (SATA)	Saginaw	Lake State Railway Company	Judd Rd	At Lake State Railway in Taymouth Township, Saginaw County	0.000	Railroad	install lights and gates	CON	Programmed	26-29	STRP	Railroad Crossing Funds			\$450,000	\$50,000	\$0	\$500,000	\$500,000	\$0	\$500,000	\$500,000	\$500,000.00						N/A	01/02/2026			Phase Added		Pending			
2029	Trunkline	225885	Saginaw Area Transportation Agency (SATA)	Saginaw	MDOT	M-83	at the I-75 interchange ramps	0.749	Reconstruction	Conversion of the ramp intersections to teardrop roundabouts	EPE	Programmed	26-29	ST	Operations			\$847,045	\$187,830	\$0	\$1,034,875	\$1,034,875	\$0	\$1,034,875	\$16,032,559	\$16,032,559.00						N/A	11/03/2028		11/07/2031		Phase Added		Pending		
2026	Local	226016	Saginaw Area Transportation Agency (SATA)	Saginaw	Huron & Eastern Railway Company	Vermont St	At Huron & Eastern Railway in the City of Saginaw, Saginaw County	0.000	Railroad	upgrade flashing lights to 12-inch LEDs	CON	Programmed	26-29	STRP	Railroad Crossing Funds			\$4,514	\$502	\$0	\$5,016	\$5,015	\$0	\$5,015	\$5,015	\$5,015.00						N/A	02/02/2026			Phase Added		Pending			
GPA Type Subtotals:			S/TIP Line items															\$30,926,331		\$5,740,482		\$1,617,946		\$38,284,759																	
Trunkline Bridge																																									
2029	Trunkline	225398	Saginaw Area Transportation Agency (SATA)	Saginaw	MDOT	I-75 N	M-54/M-83 over I-75 in Saginaw County	0.000	Bridge Rehabilitation	Overlay - Shallow (Polymer)	PE	Programmed	26-29	BFPI	Bridge Replacement and Preservation			\$54,648	\$6,072	\$0	\$60,720	\$60,720	\$0	\$60,720	\$2,835,502	\$2,835,502.00	Adjustment	11/18/2025			N/A	10/09/2028		12/06/2030			Pending				
2029	Trunkline	225398	Saginaw Area Transportation Agency (SATA)	Saginaw	MDOT	I-75 N	M-54/M-83 over I-75 in Saginaw County	0.000	Bridge Rehabilitation	Overlay - Shallow (Polymer)	PES	Programmed	26-29	BFPI	Bridge Replacement and Preservation			\$184,447	\$20,494	\$0	\$204,941	\$204,941	\$0	\$204,941	\$2,835,502	\$2,835,502.00	Adjustment	11/18/2025			N/A	10/09/2028		12/06/2030			Pending				
GPA Type Subtotals:			Trunkline Bridge															\$239,095		\$26,566		\$0		\$265,661																	
Trunkline Traffic Operations And Safety																																									
2026	Trunkline	222923	Saginaw Area Transportation Agency (SATA)	Saginaw	MDOT	I-75 S	Various	0.150	ITS Applications	CCTV camera and pole replacement	CON	Programmed	26-29	ST	Intelligent Transportation Systems - Capital			\$362,391	\$80,360	\$0	\$442,750	\$442,750	\$0	\$442,750	\$537,750	\$537,750.00	Admin Modification	12/22/2025			N/A	06/12/2026		08/07/2026			Pending				
GPA Type Subtotals:			Trunkline Traffic Operations And Safety															\$362,391		\$80,360		\$0		\$442,750																	
Grand Total:																		\$31,527,817		\$5,847,408		\$1,617,946		\$38,993,170																	

Total Job Phases Reported: 17

Job Phase(s) highlighted in yellow are delayed to future S/TIP cycle

Preferences:

Report Format: Standard

FISCAL Year(s): 2026, 2027, 2028, 2029

MPO/Non-MPO: Saginaw Area Transportation Agency (Saginaw)



ALL PROJECT SEARCH - STANDARD REPORT

Fiscal Year(s) : 2026, 2027, 2028, 2029

Date: 01/08/2026

Page: 3 of 3

Classification: Public

Fiscal Year	Job Type	Job #	MPO	County	Responsible Agency	Project Name	Limits	Length	Primary Work Type	Project Description	Phase	Phase Status	S/TIP Cycle	Fund Source	Template	AC/ ACC	ACC Year(s)	Fed Estimated Amount	State Estimated Amount	Local Estimated Amount	Total Estimated Amount	Phase Participating Amount	Phase Non Participating Amount (Part + Non-Part)	Total Phase Amount	Total Job Cost Incl	Total Job Cost Non LAP	Action Type	Action Approval Date	Local Fed Approval Date	FHWA Approval Date	FTA Approval Date	Schedule Obligation Date	Actual Obligation Date	Schedule Let Date	Actual Let Date	Federal Amendment Type	S/TIP Exempt	Comments	S/TIP Status
-------------	----------	-------	-----	--------	--------------------	--------------	--------	--------	-------------------	---------------------	-------	--------------	-------------	-------------	----------	---------	-------------	----------------------	------------------------	------------------------	------------------------	----------------------------	--	--------------------	---------------------	------------------------	-------------	----------------------	-------------------------	--------------------	-------------------	--------------------------	------------------------	-------------------	-----------------	------------------------	--------------	----------	--------------

County: ALL

Prosperity Region: ALL

MDOT Region: ALL

STIP Cycle: Fiscal Year 2026 - Fiscal Year 2029

STIP Status: Pending  
(A - Approved, P - Pending)

Job Type: Trunkline, Local, Multi-Modal

Phase Type: ALL

Phase Status: ALL  
(AP - Programmed, AC - Active, CP - Completed)  
(Active - Obligated)

Amendment Type: ALL

Template: Trunkline - ALL, Local - ALL, Multi-Modal - ALL

Finance System: Trunkline - ALL, Local - ALL, Multi-Modal - ALL

RTF: ALL

Include S/TIP Exempt: No

Include Delayed to Future S/TIP Cycle:No



**Saginaw Area Transportation Agency – SATA**  
**4805 Towne Centre Road Executive Two Suite 104**  
**Saginaw, MI 48604**  
Phone 989-395-8544 email: [dmanley@satampo.org](mailto:dmanley@satampo.org)

## **CERTIFIED RESOLUTION**

Of the Saginaw Area Transportation Agency to  
Support of the State Safety Targets for Calendar Year 2026

**WHEREAS**, the Saginaw Area Transportation Agency has been designated by the Governor of the State of Michigan as the Metropolitan Planning Organization for the for the entirety of Saginaw County Urbanized Area, except for Tittabawassee Township; and

**WHEREAS**, the Saginaw Area Transportation Study fosters a collaborative, cooperative, and comprehensive planning process; and

**WHEREAS**, the Saginaw Area Transportation Agency recognizes the Transportation Performance Measure regulatory requirement outline in 23 CFR 490.105 and 23 CFR 490.107; and

**WHEREAS**, the Saginaw Area Transportation Agency and its local member agencies are actively working to reduce traffic accidents and fatalities and reflected in the Metropolitan Planning Areas’ downward trends; and

**WEHREAS**, the Michigan Department of Transportation has cooperatively developed State Safety Targets for Calendar Year 2026; and

**WHEREAS**, the Saginaw Area Transportation Agency recognizes the importance of support the following Michigan Department of Transportation’s Calendar Year 2026 State Safety Targets; and

**NOW, THEREFORE, BE RESOLVED** that the Saginaw Area Transportation Agency (SATA) Policy Committee recognizes the importance of a safe transportation system and supports the Michigan Department of Transportation’s State Safety Targets for Calendar Year 2026 shown below.

**Michigan State Safety Targets for Calendar Year 2026**

<b>Safety Performance Measure( 5 year rolling average)</b>	<b>Baseline Condition 5-Year rolling average</b>	<b>Calendar Year 2026 State Safety Target</b>
<b>Fatalities</b>	<b>1,107.8</b>	<b>1,097.4</b>



# TRANSPORTATION PERFORMANCE MANAGEMENT

## HIGHWAY SAFETY IMPROVEMENT PROGRAM

### SAFETY PERFORMANCE MEASURES

In 2012, the Moving Ahead for Progress in the 21<sup>st</sup> Century Act (MAP-21) established a performance- and out-come based program to achieve [national performance goals](#), including a safety goal to “achieve a significant reduction in traffic fatalities and serious injuries on all public roads.” Congress directed the U.S. Department of Transportation to establish performance measures in support of the national goals and in consultation with States, metropolitan planning organizations (MPOs), and other stakeholders. Reauthorizations since MAP-21 have reaffirmed the national goals and the supporting performance measurement and target requirements.

As directed by Congress, through rulemaking [[81 FR 13913](#) and [81 FR 13882](#)] the Federal Highway Administration (FHWA) codified the annual [Highway Safety Improvement Program](#) (HSIP) performance measurement and target requirements in [23 CFR Part 490, National Performance Management Measures, Subpart B](#). The purpose of safety performance measurement is to improve transparency through use of a public reporting system using common data standards and elements, and aggregating progress toward the national goal of reducing traffic fatalities and serious injuries. The safety performance measures identified in the regulation are applicable to all public roads regardless of jurisdiction.

The HSIP, legislated under [23 U.S.C. 148](#) and regulated under [23 CFR Part 924](#), is a core federal-aid program to achieve a significant reduction of fatalities and serious injuries on all public roads through targeted investment in infrastructure programs and projects to improve safety. The annual HSIP report communicates the annual safety performance targets to FHWA.

In coordination with FHWA, the National Highway Traffic Safety Administration (NHTSA) also codified MAP-21 safety performance measurement and target requirements as part of the annual [Highway Safety Plan](#) (HSP). The HSP is regulated by [23 CFR §1300](#), Uniform Procedures for State Highway Safety Grant Programs. The HSP focuses on behavioral traffic safety programs working in concert with the HSIP infrastructure investments.

In 2016, the FHWA identified five safety outcome measures, as follows, and the FHWA and NHTSA selected three measures in common (number 1-3) requiring identical targets be developed and reported in the HSIP and the HSP, respectively.<sup>(1)</sup>

1. **Number of Fatalities**
2. **Rate of Fatalities per 100 million Vehicle Miles Traveled (VMT)**
3. **Number of Serious Injuries**
4. Rate of Serious Injuries per 100 million VMT
5. Number of Non-motorized Fatalities and Serious Injuries

In 2021, the Infrastructure Investment and Jobs Act (IIJA) provided substantive changes to [23 U.S.C. §402](#) Highway Safety Programs not limited to modifying the HSP from an annual to a triennial plan, and modified performance target requirements. The change in U.S. Code created conflict between HSIP and HSP regulations. Through rulemaking [[88 FR 7804](#)], NHTSA modified [23 CFR §1300](#), Uniform Procedures for State Highway Safety Grant Programs effective March 2023, as directed by 23 U.S.C. §402. In January 2024, FHWA published an NPRM [[89 FR 4857](#)] to propose changes to 23 CFR §490, including potential paths to realign the HSIP and HSP for performance measurement. In May 2025, FHWA withdrew the proposed NPRM ([reference Secretary Duffy memo dated May 29, 2025.](#))

*(1) On January 13, 2025 FHWA distributed a waiver of identical state safety targets for common measures for calendar year 2026.*

## STRATEGIC HIGHWAY SAFETY PLAN



Figure 1 - Relationship between the SHSP, HSIP and HSP

The Michigan [Strategic Highway Safety Plan](#) (SHSP) is legislated and regulated under the HSIP and spearheaded by the Michigan Governor’s Traffic Safety Advisory Commission (GTSAC) in coordination with public and private stakeholders. The SHSP is updated on a four-year basis, and each edition builds upon the previous versions to reflect current conditions and safety needs.

*The SHSP provides the framework for all Michigan highway safety programs to work in concert to align and leverage resources and guide investment decisions to collectively address the state’s safety challenges.*

The SHSP incorporates the [Safe System Approach](#) (SSA) to mitigate risks by building and reinforcing layers of protection to prevent crashes and minimize the harm caused when they do occur. The SHSP mission applies the SSA through statewide strategies to move Michigan [Toward Zero Deaths](#), as even one death is not acceptable.

**The Michigan SHSP safety goal is to eliminate fatalities and serious injuries by 2050**

## TARGET SETTING COORDINATION

The National Performance Management Measures regulation, Subpart B, communicates the process for which State DOTs and Metropolitan Planning Organizations (MPOs) are to establish and report on

the five HSIP safety targets, and the criteria FHWA will use to assess whether State DOTs have met or made significant progress toward meeting their safety targets.

The current annual timeline for establishing and reporting safety targets is as follows:

**August 31:** MDOT reports to FHWA statewide safety targets for all Michigan public roads, regardless of jurisdictional ownership, for the next calendar year through the HSIP.

**February 27 (following year):** MPOs report targets for the current calendar year to MDOT. Refer to the MPO section for details regarding MPO target elections and reporting. MDOT must provide FHWA MPO targets, upon request. [Regulation Timeline: August 31 + 180 Days]

Annual safety targets reflect the State of Michigan Long-Range Transportation Plan and Strategic Highway Safety Plan (SHSP) goals.

## MPO TARGET SETTING

In accordance with federal regulation, the safety target establishment and reporting process for MPOs was jointly developed, documented, and mutually agreed upon by the MPO and MDOT.

The MPO must establish annual targets for each of the five safety measures by either (1) agreeing to plan and program projects so that they contribute toward the accomplishment of the State safety target for that performance measure, or (2) committing to a quantifiable target for that performance measure for their metropolitan planning area. For each of the five measures, the MPO can make different elections to agree to support the State’s targets or establish a quantifiable target.

MPOs must also report safety targets in their System Performance Report.

## TARGET ACHIEVEMENT, CONSEQUENCE/PENALTY

FHWA will provide MDOT an official significant progress determination within 18 months following the Statewide target calendar year (e.g., in 2028 FHWA will provide MDOT a significant progress determination letter for 2026 safety targets). A State is considered to have met or made progress when at least four out of five safety targets are met, or the actual safety performance is better than the baseline performance for the period for four out of five measures.

If the State did not meet or make significant progress toward targets, the State (MDOT) must (1) submit an HSIP Implementation Plan (consequence) and (2) use obligation authority equal to or greater than the HSIP apportionment for the prior year for highway safety improvement projects (penalty).

*There is no federal or state evaluation of significant progress toward MPO safety targets, nor is there a consequence or penalty for an MPO that does not demonstrate they have met or made significant progress toward target achievement.*

## 2025 MICHIGAN SAFETY TARGETS

### Data

The [Fatalities Analysis Report System](#) (FARS) is to be used for fatality related measures, and [the State of Michigan Crash database](#) is used for serious injury related measures. The VMT is calculated annually from the [Highway Performance Monitoring System](#) (HPMS).

### 2025 Target Development

***The 2025 State safety targets are guided by the SHSP Mission, Vision and Goal to eliminate fatalities and serious injuries on Michigan roadways by 2050.***

Aligned with the goal of Zero by 2050, the 2026 targets are developed on a curved slope wherein targets established from the current 5-year rolling average initially decline more slowly than the straight-line approach, and gain momentum over the timeline as reduction strategies are implemented.

### Calculation Steps

Reference [FHWA Procedure for Safety Performance Measure Computation and State Target Achievement Assessment](#) guidance document.

The following steps were used by MDOT to calculate the baseline and establish the 2026 State targets. The steps outline the calculation for the annual and five-year rolling average of predicated fatalities, noting the same steps are utilized for all five safety performance measures.

Year	Annual Fatalities	5-Year Rolling Average Fatalities
2020	1,086	1,029.0
2021	1,136	1,043.2
2022	1,123	1,061.6
2023	1,095	1,085.2
2024	1,099	1,107.8

1. Calculate the baseline. For establishing the 2026 targets, the 5-year average for the latest full year of data is 2024. The baseline 5-year average of annual fatalities is 1,107.8 (2020-2024).
2. Calculate the declining projection for 2025 annual fatalities and 5-year rolling average.
  - a. Multiply baseline (2024 actual performance) by 0.98814 = 1,086
  - b. Calculate the 5-year rolling average for 2021 through 2025 using the 1,086 declining projection for 2025 = 1,108.0
3. Calculate the declining projection for 2026 fatalities and 5-year rolling average.
  - a. Multiply 2025 projection by 0.98593 = 1,071
  - b. Calculate 5-year rolling average for 2022 through 2026 using 1,071 declining projection for 2025 = 1,094.7



Repeat steps for remaining four measures. The multiplication rate as demonstrated in Steps 2 and 3 above will change annually based on the most recent baseline and the number of years between the target year and 2050.

## 2026 Safety Target Summary (5-Year Rolling Average)

Number of Fatalities	1,094.7
Rate of Fatalities per 100M VMT	1.100
Number of Serious Injuries	5,744.5
Rate of Serious Injuries per 100M VMT	5.772
Number of Non-Motorized Fatalities and Serious Injuries	789.8

## Targets Reported to FHWA 5-Year Rolling Average

Year	Fatality	Fatality Rate	Serious Injury	Serious Injury Rate	Non-Motorized Fatality/Serious Injury
2018	1,003.2	1.020	5,136.4	5.230	743.6
2019	1,023.2	1.020	5,406.8	5.410	759.8
2020	999.4	0.970	5,520.4	5.340	735.8
2021	968.6	0.982	5,533.6	5.609	771.2
2022	1,065.2	1.098	5,733.2	5.892	791.6
2023	1,105.6	1.136	5,909.2	6.058	743.4
2024	1,109.2	1.152	5,785.0	5.999	710.8
2025*	1,098.0	1.113	5,770.1	5.850	728.3
2026*	1,094.7	1.037	5,744.5	5.457	789.8

## Annual Crash Data

Year	Fatality	Fatality Rate	Serious Injury	Serious Injury Rate	Non-Motorized Fatality/Serious Injury
2014	901	0.925	4,909	5.040	691
2015	967	0.989	4,865	4.974	761
2016	1,065	1.074	5,634	5.679	740
2017	1,031	1.013	6,084	5.976	798
2018	977	0.954	5,586	5.455	740
2019	986	0.965	5,629	5.508	794
2020	1,086	1.258	5,433	6.295	742
2021	1,136	1.175	5,979	6.183	674
2022	1,123	1.172	5,782	6.035	720
2023	1,095	1.114	5,816	5.917	785
2024	1,099	1.106	5,781	5.816	825
2025*	1,086	1.071	5,712	5.633	815
2026*	1,071	1.037	5,631	5.457	804

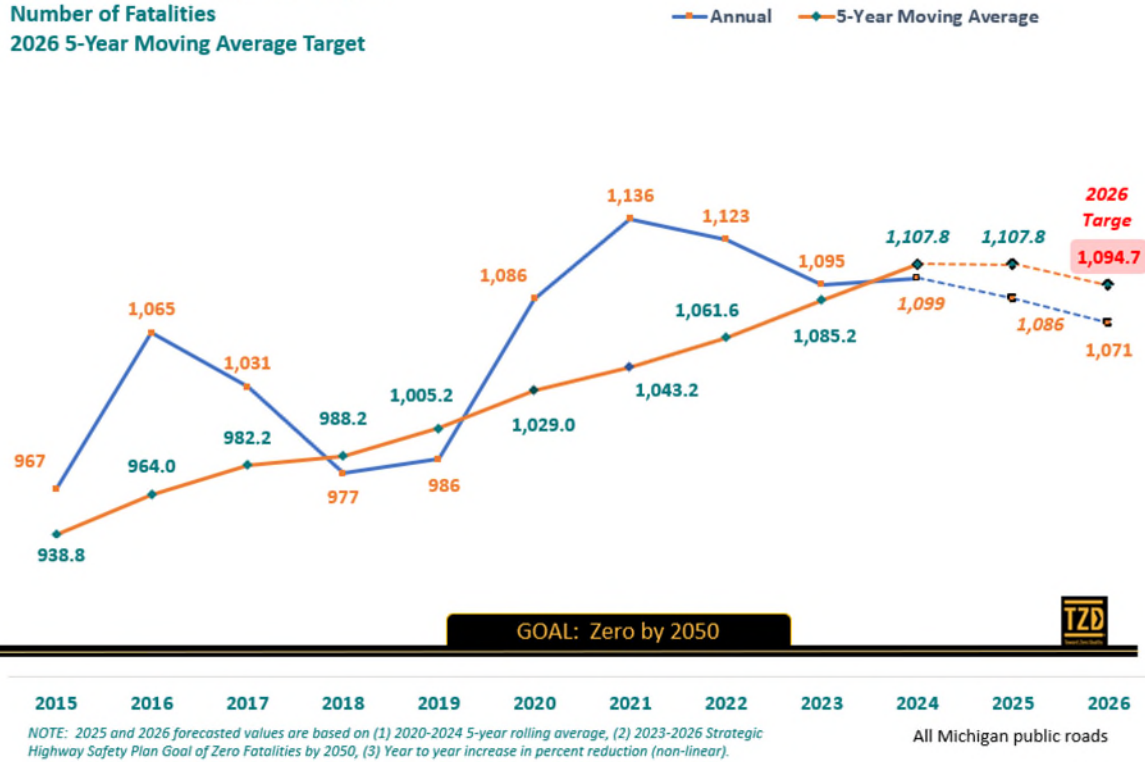
\* 2025 and 2026 reflect calculated predicted outcomes using an accelerating decline curve from target year to 2050 in alignment with the ZERO goal communicated in Michigan's Strategic Highway Safety Plan.

## References:

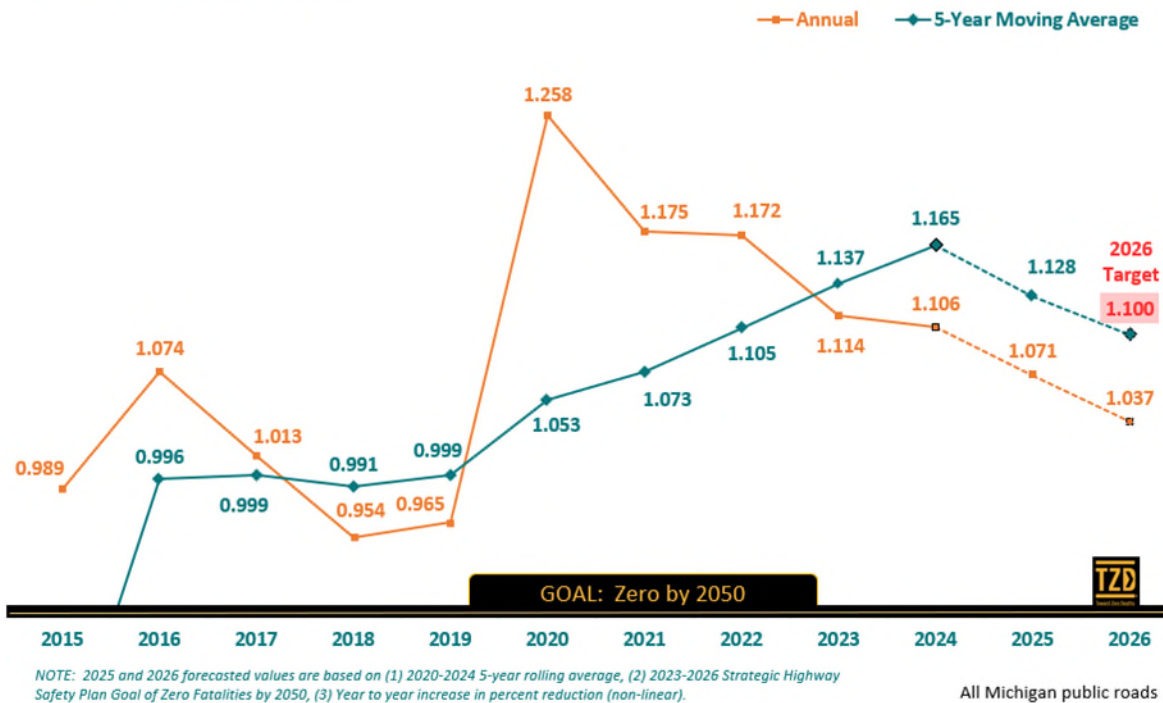
- [Strategic Highway Safety Plan \(2023-2026\)](#)
- [Safety Performance Measure Final Rule \(23 CFR §490, Subpart B\)](#)
- [HSIP Final Rule \(23 CFR §924\)](#)
- [Planning Final Rule \(23 CFR §450\)](#)
- [FARS](#)
- [Michigan Traffic Crash Facts](#)
- [NHTSA Uniform Procedures for Safety Highway Safety Grants Program Final Rule \(2023 Update\)](#)
- [FHWA Procedure for Safety Performance Measure Computation and State Target Achievement Assessment](#)
- [Highway Safety Improvement Program/ Dashboard](#)



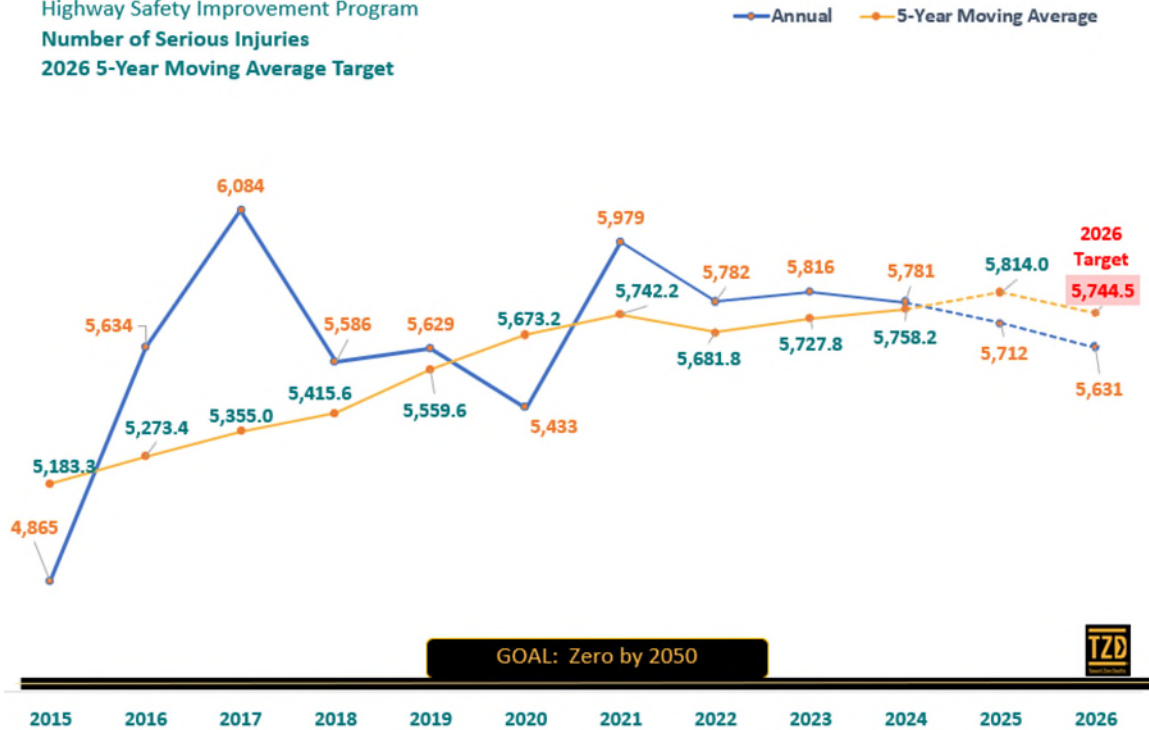
Highway Safety Improvement Program  
Number of Fatalities  
2026 5-Year Moving Average Target



Highway Safety Improvement Program  
Rate of Fatalities per 100m VMT  
2026 5-Year Moving Average Target



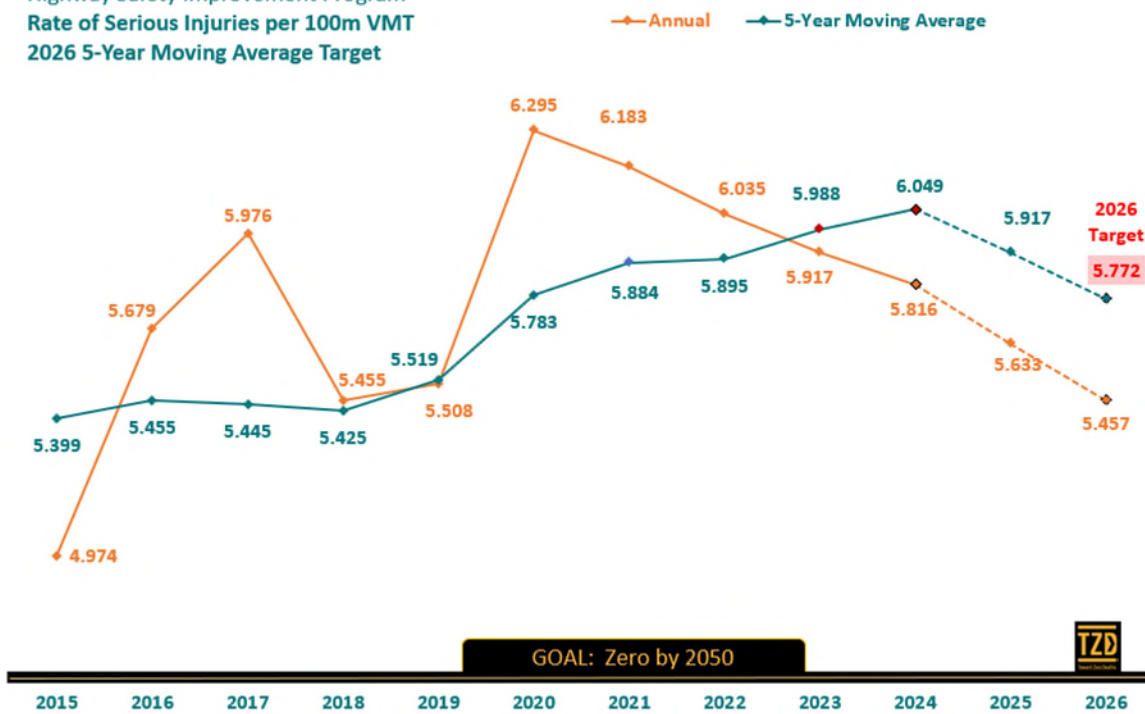
Highway Safety Improvement Program  
Number of Serious Injuries  
2026 5-Year Moving Average Target



NOTE: 2025 and 2026 forecasted values are based on (1) 2020-2024 5-year rolling average, (2) 2023-2026 Strategic Highway Safety Plan Goal of Zero Fatalities by 2050, (3) Year to year increase in percent reduction (non-linear).

All Michigan public roads

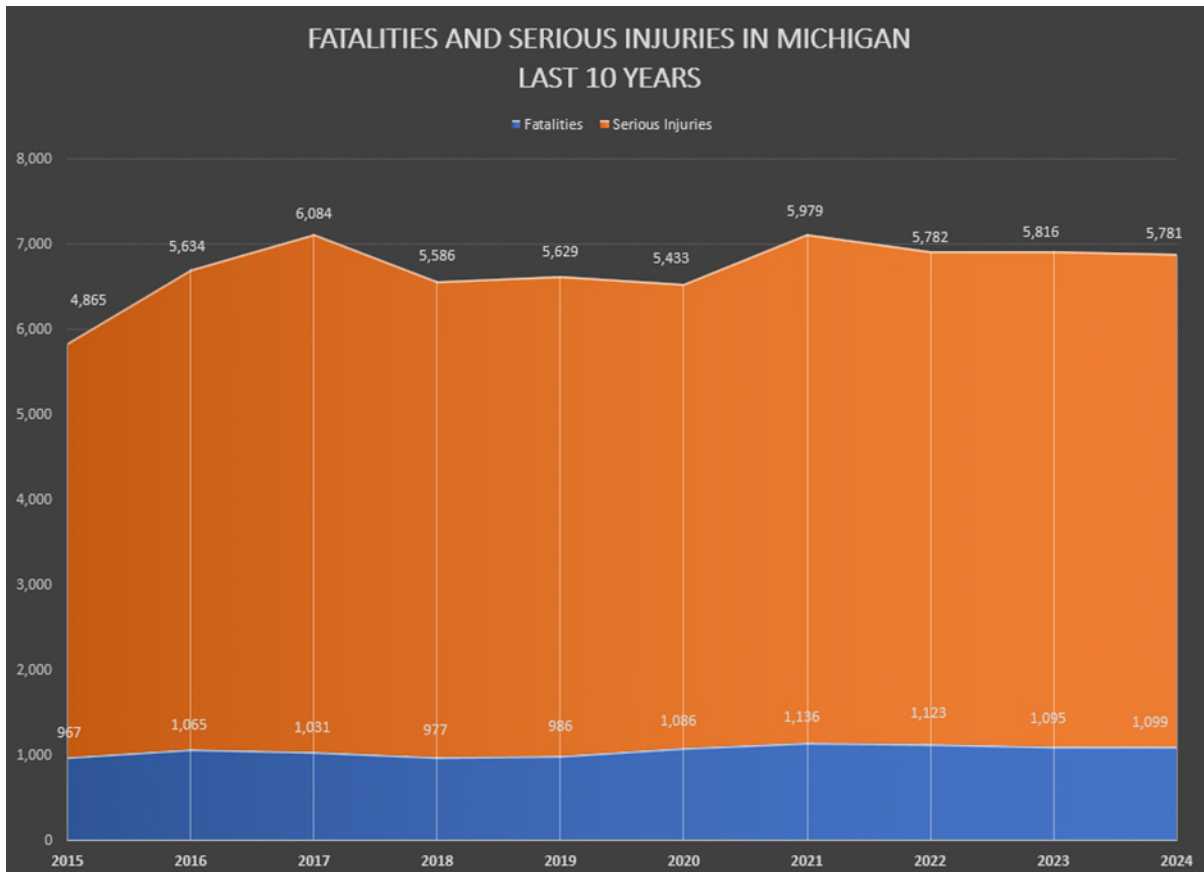
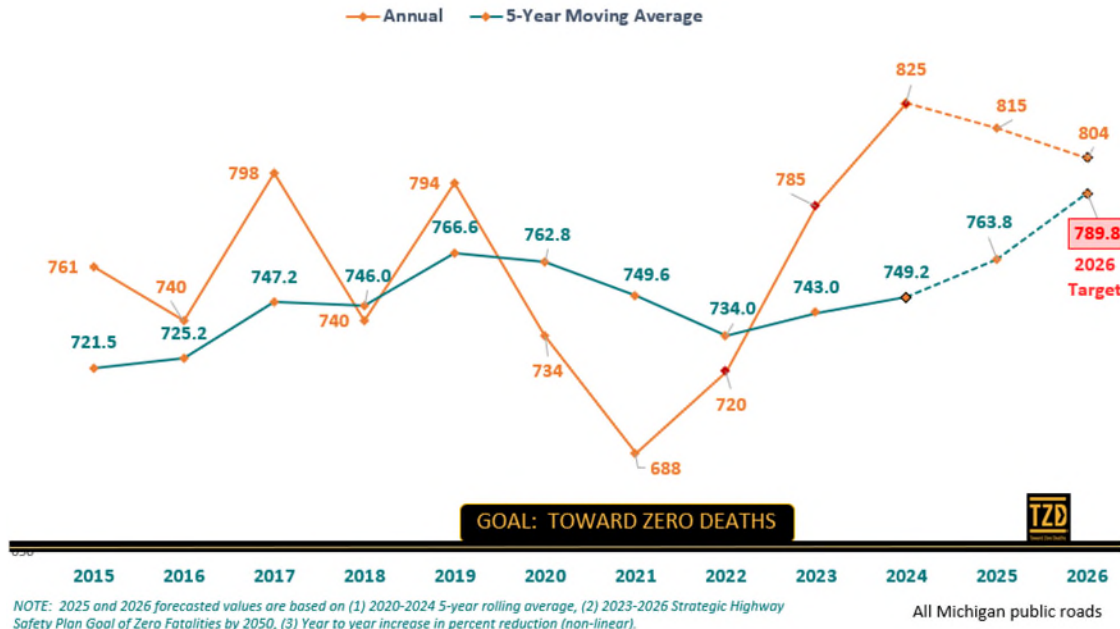
Highway Safety Improvement Program  
Rate of Serious Injuries per 100m VMT  
2026 5-Year Moving Average Target



NOTE: 2025 and 2026 forecasted values are based on (1) 2020-2024 5-year rolling average, (2) 2023-2026 Strategic Highway Safety Plan Goal of Zero Fatalities by 2050, (3) Year to year increase in percent reduction (non-linear).

All Michigan public roads

Highway Safety Improvement Program  
 Number of Non-Motorized Fatalities and Serious Injuries  
 2026 5-Year Moving Average Target



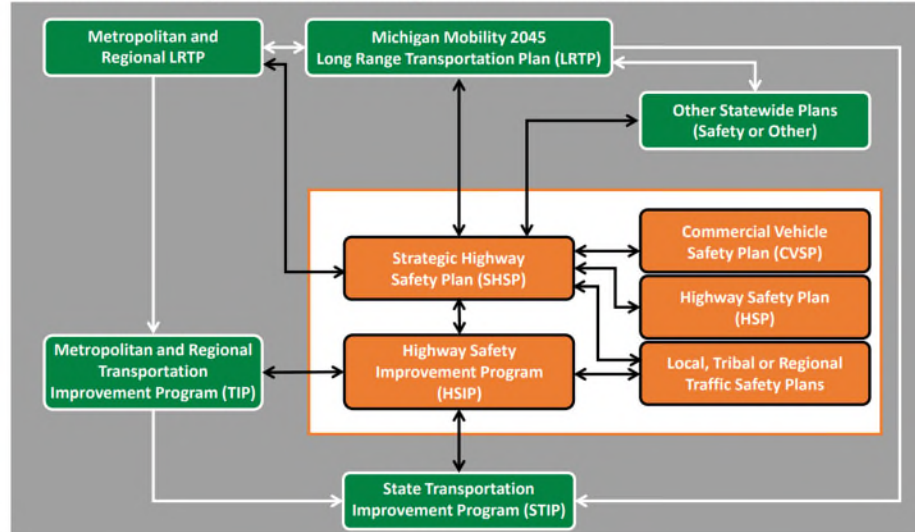


Figure 2 - 2023-2026 Michigan Strategic Highway Safety Plan (page 6)